

Kith and Kin

Official Newsletter of the Marshfield Area Genealogy Group

Inside this issue:

President's Message	2
MAGG Officers	2
Ancestry.com Adds U.S. World War II Draft Registration Cards for 1942	3 & 12
DNA Basics Chapter 5: How DNA Testing Works	4-5
Press Release: NGS to Live Stream Ten Genealogy Lectures During its Family History Conference in May	5
Book Review: Visiting Your Ancestral Town: Walk in the Footsteps of Your Ancestors (3rd edition) Now Available	5
How to Plan a Successful Library Trip	6
This Place Matters: Historic Preservation Month, May 2019	7
Odds and Ends from the 1940's	8-9
Clark County Wisconsin Homesteaders	10-11
Upcoming Meetings	12

Volume 36 Issue 1

May—June 2019

Unusual Sources for Finding Female Ancestors

Posted on Amy Johnson Crow's Blog, March 28, 2019

Name changes and a society that emphasizes men in the records can make finding female ancestors tough. Note that I said "tough," not "impossible." Let's consider some valuable sources that we might be overlooking.

Generations Café Podcast, Episode 24

You can listen to this episode by following this link: <https://podcasts.google.com/?feed=aHR0cDovL2dlbmVyYXRpb25zY2FmZS5saWJzeW4uY29tL3Jzcw%3D%3D> You can also listen on [Apple Podcasts](#), [Google Podcasts](#), [Stitcher](#), and most other podcast apps.)

Length: 12 minutes.

Jane E. Wilcox of [Forget Me Not Ancestry](#) specializes in female research and researching in New York state. (That's a combination!) Both of those topics means that she has learned to get the most out of all available records. Here is her advice and some sources for finding female ancestors.

Key Takeaways for Unusual Sources for Finding Female Ancestors:

- Look at the ephemera (letters, diaries, journals, etc.) that you might already have
- Look for records dealing with everyday life (doctors, midwives, store ledgers, church records)
- Research the men in their lives



Unusual Sources for Finding Female Ancestors

AmyJohnsonCrow.com

You might also want to check out my post on "[3 Practical Strategies for Finding Female Ancestors.](#)"

The key is to keep looking and to learn about all of the records that are available in any given location where your ancestor lived. That includes going beyond just the "regular" records like vital records and church records. What else exists? Explore and dig. (Jane describes herself as a digger. It's a strategy that pays off!) (from <https://www.amyjohnsoncrow.com/female-ancestors/>)

President's Message


Dear Friends,

Hopefully you all have your genealogy research plans ready for this Summer and Fall. Maybe a conference or two, have found their way into your schedule. My husband and I are finally going to go on a research trip to the National Archives in Washington D.C. in conjunction with the FGS National Conference in August. Now that I can attend sessions and spend my days in the vendor hall is going to be a welcomed change.

Also, I would like to remind you about the Spoken History Series that is being sponsored by the different historical groups in Marshfield. Each of the groups are responsible for approximately two of the speakers during the year. The groups include The Marshfield Area Genealogy Group, The City of Marshfield Historic Preservation Committee, The Marshfield Historical Preservation Association, The North Wood County Historical Society and The Everett Roehl Marshfield Public Library. The talks take place every first Monday of the month at the Everett Roehl Marshfield Public Library up on the second floor in the Felker Family Genealogy and Local History Room starting at 6:30 p.m. The talks for the rest of the year are:

- May 6th – North Wood County Historical Society
 Program: **History of Wood County Parks**
 Presenter: Chad Schooley, Director of Wood County Parks and Forestry
- June 2nd – Historic Preservation Association
 Program: **History of the Adler Bakery Company**
 Presenter: TBA
- July 1st – North Wood County Historical Society
 Program: **Marshfield's Rollohome Corporation through Pictures**
 Presenter: TBA

(Continued on page 12, second column)



MAGG Officers and Committees

President: [Vickie Schnitzler](#) (2019)
 Vice President: [Jennifer Witzel](#) (2018)
 Secretary: [Lorraine Rogers](#) (2018)
 Treasurer: [Noreen Moen](#) (2019)
 Member at Large: [Keri Likes](#) (2018)
 Member at Large: [Lori Belongia](#) (2019)
 Newsletter Editor: [Vickie Schnitzler](#)
 Program: [Don Schnitzler](#)
 Membership: [Jennifer Witzel](#)
 (Year office expires is in parentheses.)

The Marshfield Area Genealogy Group is an affiliate of the Wisconsin State Genealogical Society.

Our purpose is to provide meetings and programs of genealogical interest and to provide instruction in genealogical procedures. Also to collect, preserve, and disseminate genealogical data found in the Marshfield area and/or relative to the people of the Marshfield Area.

Meetings are held the fourth Thursday of the month except November and December.

Membership Information

Our membership year is from May 1 to April 30. Individual membership per year is \$12.00 and a Family membership is \$15.00 per year. For hardcopy newsletter add \$6. Membership Forms can be downloaded from our website <http://www.marshfieldgenealogy.com/> and returned with payment to us at: MAGG, P.O. Box 337, Marshfield, WI 54449.

ancestry.com Adds U.S. World War II Draft Registration Cards for 1942

From Dick Eastman's Blog, March 29, 2019

A record set from the U.S. National Archives and Records Administration called United States, Selective Service System. Selective Service Registration Cards, World War II: Fourth Registration. Records of the Selective Service System, Record Group Number 147, National Archives and Records Administration is now available at: <https://www.ancestry.com/search/collections/wwiidualraft>. The following description of the records was written by Ancestry.com:

The U.S. officially entered World War II on 8 December 1941 following an attack on Pearl Harbor, Hawaii. Just about a year before that, in October 1940, President Roosevelt had signed into law the first peacetime selective service draft in U.S. history, due to rising world conflicts. After the U.S. entered WWII a new selective service act required that all men between ages 18 and 65 register for the draft. Between November 1940 and October 1946, over 10 million American men were registered. This database is an indexed collection of the draft cards from the **Fourth Registration**. The Fourth Registration, often referred to as the "old-man's registration", was conducted on 27 April 1942 and registered men who born on or between 28 April 1877 and 16 February 1897 – men who were between 45 and 64 years old – and who were not already in the military. Information available on the draft cards includes:

- * Name of registrant
- * Age
- * Birth date
- * Birthplace
- * Residence
- * Employer information
- * Name and address of person who would always know the registrant's whereabouts
- * Physical description of registrant (race, height, weight, eye and hair colors, complexion)

Additional information such as mailing address (if different from residence address), serial number, order number, and board registration information may also be available.

For individuals who lived near a state border, sometimes their Draft Board Office was located in a neighboring state. Therefore, you may find some people who resided in one state, but registered in another.

Which states are currently available in this database?

This database currently contains draft cards for the following states:

Alaska	Nevada
Arizona	New Hampshire
Arkansas	New Jersey
California	New York
Colorado	New York City
Connecticut	North Dakota
Delaware	Ohio
Hawaii	Oklahoma
Idaho	Oregon
Illinois	Pennsylvania
Indiana	Puerto Rico
Iowa	Rhode Island
Kansas	South Dakota
Kentucky	Texas
Louisiana	Utah
Maryland	Vermont
Massachusetts	Virginia
Michigan	Washington
Minnesota	Washington DC
Missouri	West Virginia
Montana	Wisconsin
Nebraska	Wyoming

The original draft registration cards for the following states were destroyed several years ago and were never microfilmed before they were destroyed. Therefore, there will never be records for these states in this database:

Alabama	Mississippi
Florida	North Carolina
Georgia	South Carolina
Maine	Tennessee

Locating Originals:

The original draft cards are held by each state's National Archives and Records Administration (NARA) Regional Branch. All of these cards are also available on microfilm from the Family History Library (FHL) and/or NARA.

How are the Cards Organized?

The draft cards are arranged by state and are then in alphabetical order by surname, followed by the local
(*Cont. on pg. 12, column 1.*)

DNA Basics Chapter 5: How DNA Testing Works

by Esther, April 25, 2018

DNA testing is a great tool for discovering your family history and it is now more accessible than ever. With a simple cheek swab — no spit or blood necessary — you can get a percentage breakdown of your ethnic origins and find previously unknown relatives based on shared DNA. You can also confirm family relationships you know about. But what really goes on between swabbing the inside of your cheek, and getting your results 4 weeks later? How does that little cotton swab translate into all of this fascinating and useful information?

Biological analysis

When you swab the inside of your cheek, *epithelial cells* stick to the cotton swab. Epithelial cells are easily accessible and can be collected in a noninvasive manner. The cells collected by the cheek swab are also *germline* cells, which means the DNA they contain is inherited from your parents (as opposed to *somatic cells* which include mutations that you acquire over your lifetime).

Inside each of these cells is a nucleus, and inside each nucleus is a copy of your DNA — your genetic material. DNA is a very stable molecule — it is not easily destroyed by changes in temperature or by being knocked around in the vial — which is why it is not a problem to mail it to the lab using the regular postal service without any special precautions like dry ice or special packaging.


Once it arrives in the lab, we prepare your DNA for our *genotyping assay*, a process that analyzes whether you have an A, T, G, or C at specific variable locations in your DNA sequence. This is a very accurate method for determining how similar or different your DNA is from everyone else's in our fast-growing DNA database.

First, the DNA is isolated from everything else in the vial: the liquid in the vial, the cotton swab, and even the other parts of the cell that are not the DNA itself.

The amount of DNA that we are able to extract from the sample you send is very small — too small to work with. This is why we must first *amplify* the sample by making many copies of your DNA sequence. We focus on the 700,000 sections that are

known to vary between people (the other 99.9% of the sequence is pretty much the same for everyone). These sections are called SNPs.

After that, these amplified sections, or fragments, are poured onto a small chip with many pores. Inside each pore is a bead which binds specific DNA fragments. The fragments that were amplified and poured over the beads bind naturally to their individual beads, which allows the next step in the process to be informative. The next process tags each fragment with either a red or a green fluorescent signal.



A schematic representation of a genotyping chip with DNA fragments bound to beads in the chip's pores, and tagged with fluorescent signals.

Specialized software is then able to read the chip and translate the colors into A's, T's, G's and C's. The file with that sequence is the input for the next phase: computational analysis.

Computational analysis

After the genotyping, our analysts look at the digital output created by the computer that scanned the chips. This file of A's, G's, C's, and T's is the input for the computational process that comes next.

We start with *phasing*. Within each pair of chromosomes, one chromosome is passed down from the mother and one from the father. The genotyping technology that reads your DNA sample determines which genotypes you inherited from your parents for each SNP, but it doesn't tell us which groups of variants were co-inherited from the same parent. Phasing helps us sort this out. It clusters the variants inherited from each of your parents into two separate groups — one group of maternal variants and one group of paternal variants.

After phasing, the analysts use *imputation* to infer the

SNPs we did not read in the genotyping assay. Think of imputing DNA as reading a sentence with some of the letters missing — there's a good chance that you can infer the missing letters from context. Not all DNA service providers read the same SNPs. To find DNA Matches for individuals who used different DNA companies, it is important to infer the SNPs that were not read before comparing results.

Then we use sophisticated algorithms to prepare your Ethnicity Estimate and list of DNA Matches. For your [Ethnicity Estimate](#), your variants are compared to models of 42 different ethnicities, and then we provide a breakdown of which percentages of your DNA match each of the different models — results that are made possible thanks to our [Founder Populations Project](#). For your list of DNA Matches, your DNA segments are compared to everyone else's in our DNA database to find similar sequences that indicate that a given segment was likely inherited by two or more people from a common ancestor or ancestors.

In January we released serious [upgrades](#) to our computational process.

Next steps

We created our DNA test and the rigorous process described above to give everyone the opportunity to learn more about their ancestors, [find new relatives](#), confirm known family relationships, and enhance their family history research.

DNA is a detailed map of your genetic inheritance, contained right in the cells of your body. Take advantage of the genealogical story your DNA tells by taking a [MyHeritage DNA test](#) or [uploading DNA results](#) from another service to MyHeritage for free. (from <https://blog.myheritage.com/2018/04/dna-basics-chapter-5-how-dna-testing-works/>)

* * * * *

Press Release: NGS to Live Stream Ten Genealogy Lectures During its Family History Conference in May

Check out the schedule that you can view from home and when.


(from <https://blog.eogn.com/2019/04/04/press-release-ngs-to-live-stream-ten-genealogy-lectures-during-its-family-history-conference-in-may/>)

Book Review: Visiting Your Ancestral Town: Walk in the Footsteps of Your Ancestors (3rd edition) Now Available

From Dick Eastman's Blog, April 10, 2019

Have you ever wanted to walk in the footsteps of your ancestors?

Follow that dream to seek out your heritage, exploring your family roots as you explore the places where your ancestors once lived. The third edition includes a comprehensive guide to genealogy research, as well as new sections on getting started with DNA and experiencing the foods and daily lives of your ancestors.



Some comments from readers of previous editions:

- “*Visiting Your Ancestral Town* by Carolyn Schott is an absolute treasure trove of material for the genealogist who has decided that birthday dates and death certificates are not enough to understand his/her ancestors.”
- “Genealogy has always intrigued me, but the overwhelming amount of information that one has to sift through and dissect has kept me from putting anything more than my toe into those waters. Ms. Schott’s book makes it seem possible to take the plunge.”
- “I love her attitude that even a ‘bad’ trip is a ‘good’ trip. That it is what you make of it and the adventure itself.”

[Carolyn Schott](#) has been a lifelong traveler, with a special interest in exploring places related to her heritage. She has more than 20 years of genealogy experience and is one of the founders of the [Black Sea German Research](#) group. Her writing has received several awards from the International Society of Family History Writers and Editors. Follow her on [Facebook](#). (from <https://blog.eogn.com/2019/04/10/press-release-visiting-your-ancestral-town-walk-in-the-footsteps-of-your-ancestors-3rd-edition-now-available/>)

How to Plan a Successful Library Trip

By Amy Johnson Crow, Podcast Posted on April 10, 2019

Visiting the library is fun, but it's more enjoyable when you feel like you're making some progress with your research. Here are some tips to help you have a better library visit.

1. Make a Plan

It's easy to say, "I'm going to the library and research," but what are you actually going to work on when you're there? What do you want to find? Having a list of specific things you want to find will help keep you on track.

2. Make a Backup Plan

Having one plan is good; having two plans is better. I've had it happen that the thing I most wanted to discover – the thing that I was sure would take all day to find – was what I found in the first hour at the library. The good news was that I had the rest of the day to devote to other research; the bad news was that I didn't have a plan beyond finding that one thing. I could have made much better use of my time if I would have had a Plan B for my day.

3. Check the Catalog Before You Go

Rather than spending your valuable on-site time looking up items in the catalog, do it before you go. Create a list of the must-look-at item, complete with call numbers. You'll be able to hit the ground running. (Well, walking. They discourage running in most libraries.) [Check out this article](#) for tips on finding more resources in online catalogs.

4. Check Their Hours

Not every library is open 9am-9pm and not every library is open on Sundays. Be sure to check their current hours of operation. (I say "current" because summer hours are often different, plus smaller libraries sometimes have shorter hours around the holidays. Some small libraries even close for lunch.)

5. Explore Their Website

Like the catalog, don't spend time while you're at the library looking at their databases that you could have searched from home. I don't mean just Ancestry.com and FamilySearch. [A growing number of libraries have their own databases](#), like obituary indexes and digitized yearbooks. Explore those resources from home and save your on-site time for the things that aren't online.

6. Ask for Local Advice



Some libraries and archives have visitor guides on their websites; review those before you go. Also, tap into the power of social media. Go on Facebook and ask the advice of those who research there. Target those pages and groups that are relevant to that area, such as:

- The library's Facebook page
- The group or page for the county genealogy society

The pages and groups for the history of the area Katherine Willson has put together a [tremendous list of genealogy pages and groups on Facebook](#). It's a free download and a great resource.

A simple question such as, "I'm going to do research in such-and-so library soon. What advice do you have?" You'll likely get practical tips such as where to go for lunch, availability of outlets for your laptop, etc.

(from <https://www.amyjohnsoncrow.com/successful-library-trip/>)

This Place Matters

Historic Preservation Month ~ May 2019

May 1 - 30

"Marshfield: Past, Present and Future Exhibit"
Everett Roehl Marshfield Public Library
105 S. Maple Avenue

Marshfield Middle School student artwork depicting Marshfield's historic downtown through various time lenses displayed.

Thursday, May 30

5:30 - 7:00 pm

Artist Reception - Refreshments will be served.

Tuesdays, May 14 - 28

2:00 - 4:00 pm

"Family History 101"

Everett Roehl Marshfield Public Library
105 S. Maple Avenue

An introductory lecture series on library tools available for family history research.

May 14 ~ Heritage Quest

May 21 ~ Ancestry Library edition

May 28 ~ Fold 3

Thursday, May 23

7:00 pm

"Researching online German Databases"

Everett Roehl Marshfield Public Library
105 S. Maple Avenue

Vickie Schnitzler, Marshfield Area Genealogy Group president, will provide a guide to German Online Genealogy Records for researching family history.



The east yard and heritage rose garden of the William H. Upham Home. Home of the North Wood County Historical Society.

Monday, May 6

6:30 pm

Mayor's Proclamation and Spoken History presentation, "History of Wood County Parks"

Everett Roehl Marshfield Public Library
105 S. Maple Avenue

Marshfield Mayor proclaims May as Historic Preservation Month in Marshfield, followed with a presentation by Chad Schooley, Director Wood County Parks and Forestry, on the creation of Wood County Parks and highlights of various park projects.



Historical Reenactor, Jean Swenson, portrays Marshfield Fire witness, Clara (Erion) Thomas.

Friday, May 24

8:30 ~ 11:00 am and 12:00 ~ 2:30 pm

Cemetery Tours

Hillside Cemetery Entrance
1110 N. St. Joseph Avenue

The public is invited to join school children as they tour the cemetery and meet noteworthy citizens of "Marshfield's Past."

North Wood County Historical Society

212 W. Third Street

Step back in time entering an early Marshfield classroom display.

Hours: Wednesday & Saturday 1:30 - 4:00 pm
By appointment—715-387-3322

Marshfield History Center

Second Street Community Center (downstairs)
211 E. Second Street

View the display "*Lest We Forget*" to learn about the military efforts of Marshfield's men and women and the progress underway on the museum expansion.

Hours: Wednesday & Saturday 1:30 - 4:00 pm
By appointment—715-384-5867

Marshfield Historic Preservation Month Events are coordinated by the City of Marshfield Historic Preservation Committee, Main Street Marshfield, the Marshfield Convention and Visitors Bureau, the Marshfield Area Genealogy Group, the Marshfield Historic Preservation Association, the Everett Roehl Marshfield Public Library, the North Wood County Historical Society, Chestnut Avenue Center for the Arts, and the Alliance for a Greener Marshfield.

Odds and Ends from the 1940's

Items Reprinted from the Marshfield News Herald, Marshfield, Wisconsin

Browns Observe Anniversary at Pittsville Home

Many Extend Best Wishes and Congratulations

Mr. and Mrs. George W. Brown, who were married on Nov. 11, 1880. by the Rev. M. G. Seaman at the Methodist Church at Sparta, celebrated their 60th wedding anniversary at their farm home in Pittsville on Sunday.

A bountiful dinner was served at noon with a huge cake decorated with the words "Sweethearts Forever" centering the table. The fowl was served on a platter used at Mr. Brown's grandmother's wedding.

On County Board

Mrs. Brown was born Phoebe A. Douglas at Mineral Point on March 27, 1861. Mr. Brown was born at Mauston on Feb. 25, 1859. He is at present Pittsville supervisor on the County Board, and has served on the Board since 1891. acting as chairman in 1902 and 1903.

He has held various offices in his career, among them that of postmaster, school board director for 18 years. State game warden for six years, and State land agent for two years.

On Farm 54 Years

Mr. and Mrs. Brown have lived on the same farm for 54 years and in the same house for 39 years. Eleven children have been born to them, 10 of whom are living.

Those attending the celebration were Ray Brown and daughters. Mary Jane and Beverly, and son, Robert, Columbia, La.; Mr. and Mrs. Otto Krueger, Fred Brown, Mr. and Mrs. Phil Behselich and daughters. Catherine. Anna Mae, Jane, and Joan, and sons, Robert and George, Mr. and Mrs. Tony Behselich and daughters, Phyllis Anne. Georgine, and Virginia, and sons. Willis and Milton, Mrs. Winifred Timothy and daughter. Phoebe, all of Pittsville: Mr. and Mrs. Robert Schuetz and son, Jackie, Wisconsin Rapids.

Telegrams and gifts arrived in abundance from

friends and relatives who were unable to attend the gathering.
(from the Marshfield News Herald, Nov. 12, 1940, page 7, column 2.)

* * * * *

Roddis Product Is Used In Famous Hospital Unit

Marshfield people will be interested in the fact that doors and veneer from the Roddis Lumber & Veneer Company were utilized in the construction of the \$100,000 mobile field hospital which will soon be shipped to England for civilian relief.

The unit was presented by the American Field Hospital Corps to the British War Relief Society in a ceremony recently held on the grounds of the Presbyterian Hospital, Fort Washington Avenue, New York City.

Robert R. Appleby, chairman of the relief society, accepted the hospital unit on behalf of the British Hospitals Association and expressed gratitude for "so magnificent a gift." Raymond Harper, president of the hospital corps, made the presentation speech in an open field, where 100 persons, including the British Consul General Godfrey Haggard, had assembled to view tents, trucks, trailers, and ambulances, covering an area of approximately two acres.

The Rt. Rev. William T. Manning, Episcopal Bishop of New York, offered a prayer of dedication. The Mobile hospital will remain there for public inspection until Nov. 17, after which it will be shipped to England. It is composed of 25 trucks and trailers along with 16 weather-proof tents. and is equipped to accommodate 100 bed patients and a hospital staff of 50 including doctors, surgeons, nurses, orderlies and technicians.

It is completely self-contained and can be operated in devastated and isolated districts where shelter, power and other facilities for taking care of epidemics and the critically injured do not exist. Mobile units are electrically lighted and include an admitting tent, operating room, steam heating plant, surgical wards and staff headquarters.

Doors made at the local veneer plant are used for the floor of the operating room. Both plywood and doors are especially well made because they must be taken down and put up quickly when moves are made to new locations. Only selected materials went into the veneer doors and partitions to insure its ability to withstand hard usage and severe exposure to weather conditions.

It is said that plans are under way to construct as many as 20 more units, some of them to be shipped to England and others to be used in the United States for the American Army by the American Red Cross. A representative of the local company recently visited the hospital unit at New York and declared it "a marvelous affair" because of its great flexibility and utility.

(from *Marshfield News-Herald*, Nov. 14, 1940, p. 2, column 6.)

* * * * *

Rural Group Enjoys Trip to Local Plants

Pupils of the Riverview School were taken on a sight-seeing tour of Marshfield yesterday accompanied by their teacher, Miss Martha Wendt. and Mrs. Bernard Seefeldt.

In observance of National Book Week, they visited the Public Library and were allowed to acquaint themselves with the material offered to young readers, and the library in general. The Post Office and Parkin's Ice Cream Company proved most interesting to the youthful guests, and at each place, they were shown about with pertinent explanations. The *News-Herald* was the last stop for the group. They were taken through the complete plant and acquainted with the mechanics of the making of a newspaper.

Children present were Marcella McCrillis, Herbert Seefeldt, Walter Schroeder, Loraine Dieringer, Betty Dieringer, Beverly Kobs, Maynard Holley, Mae Knorr, Charles Roehrborn, James Sternweis, James Marsh, James Roehrborn, Ray Seefeldt, Raymond Dieringer, Eugenia Kobs, Harvey Schroeder, Edith Roehrborn, Shirley Dieringer, Betty Jane Cournoyer, and Billy Dieringer.

(from *Marshfield News-Herald*, Nov. 14, 1940, page 8,

column 4.)

* * * * *

Marshfield Hunters Get Bucks in Southern Area

The slow but steady stream of local hunters returning from deer hunting trips brings with it the usual stories about the big buck with a rack of horns about a full arm's width that got away, and also reports of nimrods who were successful in their excursions and who will enjoy venison steak for a while to come.

Earl Cox, 210 W. Eleventh street, reports bagging his four-pointer about 8 o'clock Saturday morning. Cox's deer weighed about 175 pounds and was bagged in the Babcock country.

LaVerne Smith, Arlington avenue, will also have venison on hand for a while, for he shot his buck at 9 o'clock Saturday morning near Sherwood. This is his fourth buck in five consecutive years of hunting.

Ray Schlafka had his tag safely fastened to a deer by 10 o'clock Saturday morning. Ray's deer was a big eight-point buck weighing 170 pounds, taken near City Point.

Martin Connaughty, W. Blodgett street, hunting around the Oxbo, nailed his deer, a five-point specimen, Saturday afternoon.

A 170-pound, six-point buck was shot by W. H. Ludwig, 212 W Third street, Saturday afternoon at 4 o'clock in the southern part of the State. Bill was hunting with "Zeke" Lauman at the time.

Garland Greissinger, route 1, brought home an eight-point buck from Park Falls. The deer weighed 150 pounds dressed. Tony Hansen fastened his deer tag on a buck at 1:45 Saturday afternoon. Tony's deer weighed 175 pounds and carried a rack of eight points. It was taken near Veedum, west of Pittsville. (from *Marshfield News-Herald*, Nov. 25, 1940, page 2, column 6.)

* * * * *

(More 1940's articles to be continued in next issue)

**Clark County Wisconsin Homesteaders
Homesteading Act of May 20, 1862: Homestead Entry Original (12 Stat. 392)**

(Due to a technical problem, this list is continued from the May-June, 2018 issue of "Kith N Kin")

Names	Date	Doc #	Twp - Rng	Aliquots	Sec. #
STOREY, KATHARINE	4/10/1882	2293	029N - 004W	SW $\frac{1}{4}$ NW $\frac{1}{4}$	32
			029N - 004W	W $\frac{1}{2}$ SW $\frac{1}{4}$	32
			029N - 004W	SE $\frac{1}{4}$ SE $\frac{1}{4}$	31
STORM, HENRY	7/12/1900	5749	023N - 001W	SE $\frac{1}{4}$ SW $\frac{1}{4}$	10
STOW, LEWIS G	10/20/1870	243	026N - 001W	NW $\frac{1}{4}$	21
STRAHL, AMOS G	9/20/1875	921	026N - 004W	W $\frac{1}{2}$ NW $\frac{1}{4}$	26
STURGEON, FRANK	7/21/1890	3417	029N - 002W	NE $\frac{1}{4}$ SW $\frac{1}{4}$	28
SWEET, HENRY A	6/1/1878	1652	028N - 001E	S $\frac{1}{2}$ NE $\frac{1}{4}$	22
			028N - 001E	E $\frac{1}{2}$ NW $\frac{1}{4}$	22
SWEETLAND, LEON E	1/14/1919	03961	024N - 003W	SE $\frac{1}{4}$ SE $\frac{1}{4}$	18
TAYLOR, GEORGE W	12/30/1874	909	026N - 001E	E $\frac{1}{2}$ NW $\frac{1}{4}$	4
			026N - 001E	SW $\frac{1}{4}$ NW $\frac{1}{4}$	4
			026N - 001E	SE $\frac{1}{4}$ NE $\frac{1}{4}$	5
TAYLOR, NEHEMIAH B	4/10/1874	704	026N - 001E	S $\frac{1}{2}$ NW $\frac{1}{4}$	22
			026N - 001E	E $\frac{1}{2}$ SW $\frac{1}{4}$	22
TEEL, CHARLES	3/1/1875	971	026N - 001W	W $\frac{1}{2}$ SE $\frac{1}{4}$	3
			026N - 001W	E $\frac{1}{2}$ SW $\frac{1}{4}$	3
THOMAS, GRACE, THOMAS, JAMES	7/10/1873	1850	023N - 002W	E $\frac{1}{2}$ SW $\frac{1}{4}$	12
THOMAS, WILLIAM R	9/1/1869	49	024N - 004W	N $\frac{1}{2}$ NW $\frac{1}{4}$	32
THOMPSON, CURRANCE, THOMPSON, LEWIS	8/10/1875	1099	026N - 001E	SW $\frac{1}{4}$ NW $\frac{1}{4}$	29
			026N - 001E	NW $\frac{1}{4}$ SW $\frac{1}{4}$	29
			026N - 001E	S $\frac{1}{2}$ NE $\frac{1}{4}$	30
THOMPSON, OLE	4/10/1882	2391	029N - 001W	N $\frac{1}{2}$ SW $\frac{1}{4}$	26
THOMPSON, WALTER	4/1/1892	4285	023N - 002W	S $\frac{1}{2}$ SW $\frac{1}{4}$	24
			023N - 002W	SW $\frac{1}{4}$ SE $\frac{1}{4}$	24
THWING, HENRY	11/3/1876	1361	027N - 001W	SW $\frac{1}{4}$	12
TIMBLIN, WILLIAM M	5/11/1892	4628	027N - 004W	SE $\frac{1}{4}$ SE $\frac{1}{4}$	22
TODHUNTER, ISAAC	5/15/1876	1303	027N - 001E	SE $\frac{1}{4}$	32
TOMPKINS, HOWARD H	7/21/1890	3389	027N - 004W	NW $\frac{1}{4}$	22
TOMPKINS, JAMES	1/10/1873	434	026N - 002W	W $\frac{1}{2}$ SW $\frac{1}{4}$	34
			026N - 002W	NE $\frac{1}{4}$ SW $\frac{1}{4}$	34

Names	Date	Doc #	Twp - Rng	Aliquots	Sec. #
TOMPKINS, JONAS	6/10/1875	434	026N - 002W	W $\frac{1}{2}$ SW $\frac{1}{4}$	34
			026N - 002W	NE $\frac{1}{4}$ SW $\frac{1}{4}$	34
TOMPKINS, WILLIAM H	2/20/1883	2687	027N - 004W	NW $\frac{1}{4}$	14
TOOLEY, BENJAMIN H	10/1/1874	741	026N - 001W	S $\frac{1}{2}$ NW $\frac{1}{4}$	18
			026N - 001W	NE $\frac{1}{4}$ NW $\frac{1}{4}$	18
TORGESON, OLE	10/1/1880	2195	029N - 001E	W $\frac{1}{2}$ NW $\frac{1}{4}$	36
TOURTELLOTTE, ABRAM J	5/5/1883	2722	029N - 001W	NW $\frac{1}{4}$	2
TOUSLEY, HENRY F	3/1/1871	948	024N - 002W	E $\frac{1}{2}$ NW $\frac{1}{4}$	18
TOUSLEY, MATTHEW M	3/1/1871	947	024N - 002W	SE $\frac{1}{4}$	6
TOWNS, HENRY H	5/15/1876	1288	025N - 001E	W $\frac{1}{2}$ NE $\frac{1}{4}$	24
TOWNSEND, JOHN W	5/15/1877	1433	026N - 001E	SW $\frac{1}{4}$ SE $\frac{1}{4}$	32
			026N - 007W	NW $\frac{1}{4}$ NE $\frac{1}{4}$	28
TRAVIS, HENRY H	12/15/1873	534	026N - 001E	SW $\frac{1}{4}$	4
TRULSON, CHRISTIAN	1/30/1885	3177	029N - 001E	S $\frac{1}{2}$ NW $\frac{1}{4}$	10
TURNBULL, DAVID	10/5/1888	3492	025N - 003W	SW $\frac{1}{4}$ SW $\frac{1}{4}$	36
TUTTLE, EDWIN R	1/15/1884	2946	029N - 001W	S $\frac{1}{2}$ NE $\frac{1}{4}$	12
TUTTLE, EDWIN R	9/15/1884	3153	029N - 001W	E $\frac{1}{2}$ NW $\frac{1}{4}$	12
TUTTLE, FRANCIS M	6/1/1878	1701	028N - 001E	E $\frac{1}{2}$ NE $\frac{1}{4}$	31
TUTTLE, STEPHEN D	12/30/1876	1383	029N - 001E	NE $\frac{1}{4}$	8
TYKAC, ZDENEK	4/11/1907	5640	023N - 003W	N $\frac{1}{2}$ NE $\frac{1}{4}$	8
TYNON, JOHN	8/25/1882	2618	026N - 001W	SW $\frac{1}{4}$ NW $\frac{1}{4}$	6
			026N - 001W	W $\frac{1}{2}$ SW $\frac{1}{4}$	6
UCENY, JOHN	8/26/1904	6819	023N - 003W	N $\frac{1}{2}$ NE $\frac{1}{4}$	36
UPSON, JOSEPH B	12/15/1879	1971	026N - 001E	SW $\frac{1}{4}$ SE $\frac{1}{4}$	12
URBAIN, JOSEPH	12/16/1914	02814	026N - 004W	NE $\frac{1}{4}$ NE $\frac{1}{4}$	18
VANSLETT, JOSEPH	2/20/1883	2718	029N - 001E	SE $\frac{1}{4}$ SE $\frac{1}{4}$	18
VARNEY, GEORGE T	7/27/1904	6741	023N - 003W	N $\frac{1}{2}$ NE $\frac{1}{4}$	12
VARNEY, WILLIAM	9/11/1903	6421	023N - 001E	SW $\frac{1}{4}$ NW $\frac{1}{4}$	34
VELIE, ALVANOR E	4/10/1874	671	027N - 002W	E $\frac{1}{2}$ NW $\frac{1}{4}$	21
VREELAND, GEORGE	2/7/1917	03596	024N - 004W	SE $\frac{1}{4}$ SW $\frac{1}{4}$	36
WAGNER, JOHN C	9/10/1883	2895	029N - 001E	Lot/Trct 1	6
			029N - 001E	Lot/Trct 2	6
WAIT, GEORGE R	2/10/1883	2469	029N - 001E	NW $\frac{1}{4}$	20

(To be continued in next issue)

(Continued from page 3)

draft board number. There may be instances where the cards are filed out of order. For example, there are some surnames beginning with M in the Q-S surname range. These are correct, as the cards were mis-ordered prior to filming.

Note regarding the images for the states of DE, MD, PA, and WV: These four states were micro-filmed at the National Archives in such a way that the back of one person's draft card appears in the same image as the front of the next individual's card. Thus, when viewing the scanned image of each person's original draft card you will see the correct front side of each person's draft card, but the back side of the previous person's card. The draft cards for states other than Delaware, Maryland, Pennsylvania, and West Virginia were microfilmed in a different manner and thus images of the original draft cards from those other states display correctly in the database.

(from <https://blog.eogn.com/2019/03/29/ancestry-com-adds-u-s-world-war-ii-draft-registration-cards-for-1942/>)

(Continued from page 2)

August 5th – Everett Roehl Marshfield Public Library

Program: **“Risking Everything and Freedom Summer”**

Presenter: Michael Edmonds, Writer and public historian, former Director of Programs and Outreach at the Wisconsin Historical Society

September 9th – North Wood County Historical Society

Program: **“History of Marshfield Schools”**

Presenter: Mike Meyers, board member North Wood County Historical Society

October 7th – Marshfield Area Genealogy Group

Program: **“Central Wisconsin Homesteaders; Using their Land Entry Case Files for Local and Family History”**

Presenter: Don Schnitzler, member Marshfield Area Genealogy Group

November 4th – Historic Preservation Committee

Program: **“City of Marshfield’s New Historic Buildings Driving Brochure”**

Presenter: Vickie Schnitzler, Chair of Historic Preservation Committee

December 2nd – Historic Preservation Association

Program: **“The New Marshfield Heritage Museum”**

Presenter: To be Announced

NOTICE!!! A Change in MAGG’s April and June Programs!!!


MARSHFIELD AREA GENEALOGY GROUP

Phone: 715-897-1910
Or 715-387-4044

Email:
schnitzler.vickie@charter.net

We're on the Web

<http://www.marshfieldgenealogy.com>

and look for us on 

ISSN# 1089-845X

Upcoming Meetings

April 25, 2019 “Those Unusual Meetings, Findings or Coincidences Found while Tracing Your Family History.” MAGG member, Ken Wood will lead this round table discussion about those “unique” findings we all run across in our searches.

May 23, 2019 “German Digital Libraries.” MAGG member, Vickie Schnitzler, will explore with you some major digital libraries and their usefulness to the German genealogist. Digital libraries offer access to obscure books, maps, and other materials that have never before been available to most genealogists.

June 27, 2019 “Finding My Dad’s Birth Family; Using Ancestry DNA and Other Tools to Narrow the Search.” MAGG member, Sandy Kocian, will discuss her ongoing journey identifying the parents of her father, Henry Olson, who was placed in a Wisconsin orphanage as an infant in 1918. **6:30 p.m.**

July 25, 2019 “The Family Came from Canada to Settle in Clark County.” MAGG member, Kathleen Engelbretson, will talk about her husband’s Greenwood family connections in Canada and the various resources she used to document that side of the family. (Location & time TBA.)

Meetings of the Marshfield Area Genealogy Group are regularly held at 7:00 p.m. on the fourth Thursday of each month at the Everett Roehl Marshfield Public Library upstairs in the Felker Family Genealogy and Local History Room, except July (month of our family picnic) and November & December (no meetings) unless otherwise specified.