



Kith and Kin

Official Newsletter of the Marshfield Area Genealogy Group

Inside this issue:

Volume 33 Issue 4

November—December 2016

President's Message 2

MAGG Officers 2

Queries 3

Member Surnames 3

Introducing the New Beta Site for The Family History Guide 3

How to Organize Your Family History Archive 4-7

Odds and Ends from the 1940's 8-9

Clark County, Wisconsin Homesteaders 10-11

Libraries and Archives Canada adds more than 333,000 Files to Its World War I Soldiers Database 12

Upcoming Meetings 12

Forces War Records & Military Genealogy

The Forces War Records, the specialist military genealogy website, has created a wall of remembrance, which went live today, in time for November 11th. Unlike other dedication walls, posts can be shared via social sites such as Facebook, Twitter and Google Plus, directly from their submission. Visitors are also able to search for their ancestor's military record direct from the post.




With the new Dedication Wall, you can:

- Upload a photograph
- Write a short dedication
- Share via social pages
- Search the site for relevant records

Take a look: <https://www.forces-war-records.co.uk/dedication-wall>

Forces War Records Exclusive Collections:

- [MHI06 Military Hospital Discharges & Admissions Registers](#)
- [Imperial Prisoners of War held in Italy 1943](#)
- [Home Guard Officer Lists 1939-45](#)
- [Home Guard Auxiliary Units 1939-1945](#)
- [British Jewry Book of Honour 1922](#)
- [List of Etonians who served in the World Wars 1914-1919 and 1939-1945](#)
- [London County Council War Service 1914-18](#)
- [Cambridge University war list 1914-18](#)
- [Bomber Command Ruhr Offensive March – July 1943](#)
- [The Crimean War - Naval and Marines Medal Roll](#)
- [Plus many more...](#)



(from Dick Eastman's Blog, dated 31 October 2016, <https://blog.eogn.com/2016/10/31/forces-war-records-dedication-wall/>)

President's Message

Dear Friends,

Since the new Everett Roehl Marshfield Public Library opened in September we've had the pleasure hosting our last three meetings of 2016 in the new local history and genealogy room. Based on discussions during, and after, those meetings, I think it's a safe bet that we all like this new space.


As mentioned during our last meeting, one piece of the upcoming Grand Opening celebration for the new library will be a special lecture of genealogical interest. That presentation will be on Wednesday, November 16th at 7 pm. Guest lecturer is Don Litzer, librarian at the TB Scott Memorial Library in Merrill, presenting "From Place Name to Heimat: German Geography for Genealogists." Don is a knowledgeable speaker so if you have German ancestry in your family tree, I highly recommend you attend this presentation. I know it will be worth your time.

Also worthy of your participation is the formal Grand Opening of the Everett Roehl Marshfield Public Library event on Sunday, November 13th at noon. That will be followed by Great Things Are Happening between 1 and 4 pm. Again, the Marshfield Area Genealogy Group will have a table during Great Things and this year an opportunity to share some of the holdings in the local history and genealogy room. If you have time, stop in for a visit with us and all the groups participating this year.

The holidays will quickly follow Great Things, so Happy Thanksgiving, Merry Christmas and Happy New Year! I look forward to seeing you on January 27th when we begin our 2017 meetings.

Best wishes always,

Schnitz



MAGG Officers and Committees

President: [Don Schnitzler](#) (2018)
 Vice President: [Jennifer Witzel](#) (2019)
 Secretary: [Lorraine Rogers](#) (2019)
 Treasurer: [Noreen Moen](#) (2018)
 Member at Large: [Lorraine Rogers](#) (2018)
 Member at Large: [Pat Breden](#) (2019)
 Newsletter Editor: [Vickie Schnitzler](#)
 Program: [Don Schnitzler](#)
 Membership: [Jennifer Witzel](#)
 (Year office expires is in parentheses.)

The Marshfield Area Genealogy Group is an affiliate of the Wisconsin State Genealogical Society.

Our purpose is to provide meetings and programs of genealogical interest and to provide instruction in genealogical procedures. Also to collect, preserve, and disseminate genealogical data found in the Marshfield area and/or relative to the people of the Marshfield Area.

Meetings are held the fourth Thursday of the month except November and December.

Membership Information

Our membership year is from May 1 to April 30. Individual membership per year is \$12.00 and a Family membership is \$15.00 per year. For hardcopy newsletter add \$6. Membership Forms can be downloaded from our website <http://www.marshfieldgenealogy.com/> and returned with payment to us at: MAGG, P.O. Box 337, Marshfield, WI 54449.

Introducing the New Beta Site for The Family History Guide

Dick Eastman's Blog · September 16, 2016



The Family History Guide is a huge website aimed for beginners and advanced genealogy researchers alike. It is not a simple ebook published in PDF or some other format. Instead, it is a full interactive guide that contains some of its information on the Family History Guide's own web site and adds hundreds of links to other web sites that also contain useful information. I described The Family History Guide in an earlier article at <https://goo.gl/m0WPPz>.

Now The Family History Guide has a new site that is still under construction. You can view the beta site at: <http://www.thefhguide.com/beta/index.html>.

Note that the original website will be fully operational until the Beta period is over. Then it will be retired, and the Beta website will be moved to the regular www.thefhguide.com address.

You can read more about the beta test at <http://www.thefhguide.com/beta/about-beta.html>.

(From <https://blog.eogn.com/2016/09/16/introducing-the-new-beta-site-for-the-family-history-guide/>)

Queries

Looking for information on the Garrett **HUGHES** family from Halder, Marathon County, Wisconsin and or Garrett **COTTER** from Dodge County, Wisconsin. Contact: Barbara **HUGHES**, 905 S. Ash Ave., Marshfield, WI 54449. Phone: (715) 387-8062.

Email: beezohughes@frontier.com

Surnames

Barbara **HUGHES**, 905 S. Ash Ave., Marshfield, WI 54449, beezohughes@frontier.com
HUGHES, WHELAN, COTTER, KENNEDY, DAHLQUIST, CARLSON, CALLAHAN, MAC CORMICK, SADLER.

Dennis & Betsy (**SCHNEIDER**) **SUCKOW**, 1308 E. 18th St., Marshfield, WI 54449, dbsuckow@frontier.com
SUCKOW, HART, LIERMANN, BROOKS, SCHNEIDER, WELLNITZ, BUSS.

Marijean (**HEKEDISH**) **JOHNSON**, EP4534 Stadt Ave., Stratford, WI 54484. corkey2@gmail.com
HEKEDISH, HAGADESH, HEKEDESH, HEGSTISCH, HEGEDESH, LAESSIG, WALTERS, WALTER.

Patricia "Pat" (**TEUKE**) **KELL**, 8005 Birch St. , #105, Weston, WI 54476. wrinkledold-bag@gmail.com **TEUKE, WELFL, WOELFEL, MERLLE, SCHALLOCK, KLOOS, BEINING, THON, STREIT.**

Georgeanne (**NELSON**) **CUSIC**, 1510 N. Broadway Ave., Marshfield, WI 54449. ghcusic@msn.com
CUSIC, FINK, RANDOPLH, SAPP, NELSON, HILL, HALL, CARAY, WAUGH.

Ed and Mary Anne (**LARVA**) **ARENDT**, S780 W. 26th Road, Marshfield, WI 54449. edma@ceas.coop
GRAU, ARENDT, LARVA, MARKUS.

Vickie Ann (**HASZ**) **SCHNITZLER**, 301 S. Cedar Ave., Marshfield, WI 54449. **HASZ; HILLMAN; KARSENS; LINDHOFF; LINDOW/LINDO; LUCKOW; LUEHRSEN; NEBEL; RUESCH; SCHILLING; STERNITZKY/STERNITSKY/ STARNITZKY/STERNITZKE; TISCHER; VIETZ/DIETZ; ZANDER.**

How to Organize Your Family History Archive

by Denise May Levenick

(From *family Tree Magazine Blog*, 6/8/2012)

Create and organize a family archive of heirlooms generations will cherish.

When emptying my deceased aunt's home to prepare it for sale, we didn't have the time to go through all the contents of her closets and drawers. A brief look showed that over the years, important documents and photos had been layered with household receipts, brochures, junk mail, bill stubs and random bits of paper.

I transferred individual drawers to boxes and brought everything home to examine more closely. The first box I sorted showed me that this had been a wise decision. Mixed in with free notepads from the local realtor, I found two cabinet card photographs of my grandmother when she was an infant and toddler. These treasures could have been lost forever.

Lots of family archives are handed down in the same condition as my aunt's: a mess of heirlooms, historical documents and, well, trash. When you're the one in charge of dealing with the archive, it can be an overwhelming responsibility. You've just inherited a lifetime worth of stuff from a loved one (whom you may have recently lost). Now what do you do?

In my new book *How to Archive Family Keepsakes*, I explain how you can organize, preserve and pass on what is meaningful and important—without letting inherited items take over your house and your life. Follow these steps to organize, manage and pass on your family archive.

I. Keep only what's important.

Receipts. Newspaper clippings. Old letters. Scrapbooks. Address books. All have one thing in common—they're made from paper, in its many colors, shapes and sizes. If your inherited archive is free from paper trash, consider yourself lucky. I've worked with dozens of family collections and more than half contained moderate to extreme amounts of this type of trash. Why? Because paper is free or

cheap, it comes to you, it has many worthwhile uses and, for many people, it's hard to resist picking up that vacation pamphlet or restaurant take-out menu.

But all that paper can be too much. Saving vital information is one thing, but saving an entire lifetime of cancelled checks is quite another. As family curators, we might have just a teeny-bit of hoarding tendencies in our own DNA. We find value in anything our ancestors might have touched.

Be strong. You don't want to end up on reality television with your closets and cabinets thrown open to the world. When it comes to paper, you can feel just fine about throwing away quite a bit—even if it came from Great-aunt Helen's desk drawer. As you begin to sort and organize your archive, ask yourself: Is this item worth the time and the cost of archival storage supplies to be part of my archive?

<http://familytreemagazine.com/article/what-to-keep-and-what-to-toss>

I suggest you evaluate the materials and categorize them as:

Vital: The paper gives genealogical information or other key information about a person, place or event in your family; or it confirms or refutes family tradition. Photos, letters, vital records, military discharge papers and the like fit this description.

Be prepared to find photos and film anywhere and everywhere. I've found old photos inside books, tucked in letters, curled inside a vase, tacked to the back of a picture frame and underneath dresser drawer paper lining. Wallet-size photos might be in wallets or purses. Tiny photos were often trimmed for jewelry. Cased photographs such as daguerreotypes might be mixed in with books or other artifacts. Look everywhere and bring the photos you find to one place where you can evaluate their conditions and arrange them for storage. Handle these items with care and conservation.

Adds color: This paper adds color and interesting information about a person, place or event in your family. You might classify a bulletin from your ancestors' church or brochure about their favorite vacation spot in this category.

Store these items either with the "vital" items, or move them to their own archival box. Digitize them as needed, and see to their archival storage needs only after the vital items are taken care of. If the information on a paper is more useful than the actual piece of paper, consider saving the digital copy and discarding the paper.

Not archival: If a paper—such as a receipt, bill stub or unintelligible notes—doesn't add personal information, don't bother saving it in your family archive. Just because a loved one kept it, doesn't mean you have to. In particular, isolate anything made of newsprint or cheap-grade, acidic paper. It's not worth damaging your grandfather's last will and testament by stacking it with a crumbling cleaning receipt.

If the information is of interest to only you, or you might need it for insurance or other purposes, keep it somewhere outside of the archive. For example, I have a small plastic shoebox filled with 1950s valentines, sweet bookmarks and other bits of ephemera that I use in handmade collage and greeting cards.

2. Preserve and protect.

Review all the items in your archive box by box and consider giving your full attention and resources to only those items that really count. Take care of the vital stuff first. When you are tempted to save odd bits of cool ephemera, remember your original goal to preserve your family history.

Paper: You have several options for organizing the papers you decided to keep. You could sort them by the family member they're associated with, by surname, by size or by type (such as vital records, military papers or school memorabilia). Depending on the size of your collection, you might be able to fit all your papers for one person or surname in a single folder, or you might need several folders.

As you work, carefully remove staples (use a pencil eraser to bend open the "arms," then gently pry it out with a letter opener), paper clips or other metal.

Remove twine or rubber bands and discard. Remove letters from envelopes and unfold them for flat storage, but leave any brittle papers folded—don't force them open. Keep each letter with its own envelope, and keep collections of correspondence together.

Remove any newspaper clippings enclosed with letters, scan or photocopy the clipping to acid-free paper and include the copy with original documents. Keep the original newsprint clipping in separate storage.

One good way to store paper items is placing similar-size documents together in archival-quality file folders or paper sleeves. You can place the folders or sleeves flat in archival storage boxes or upright in hanging folders. If you choose the upright option, don't allow papers to slump inside the folder. **Archival storage items are available from retailers such as these.** If you're on a budget, you can use office-quality hanging folders as long as the documents are first placed inside archival-quality file folders.

Label each folder with the date and the name of the family or individuals associated with the document. To make items easier to find, number the folders and keep a list of what's in each one. As you place each paper in its folder, consider scanning it to easily preserve and share the content.

Photos: There are many ways to organize your photos. After sorting through the collection, decide whether to organize photos by family, date, subject, event, place, photographer (for example, photos Mom took), size or type of image (such as daguerreotype, tintype, etc.).

Your storage strategy depends on the type of image

Archival Suppliers

- **Archival Methods**
230-2 Middle Road
Henrietta, NY 14467
(866) 877-7050

www.archivalmethods.com

- **Gaylord Brothers**
Box 4901
Syracuse, NY 13221
(800) 962-9580

www.gaylord.com

- **Hollinger Metal Edge**
6340 Bandini Blvd.
Commerce, CA 90040
(800) 862-2228

www.hollingermetaledge.com

- **University Products**
517 Main St.
Box 101
Holyoke, MA 01041
(800) 628-1912

www.universityproducts.com

you have. Don't worry if you have difficulty determining whether your photos are daguerreotypes, tintypes or ambrotypes. The care for any cased image is the same: Store these in close-fitting individual photo storage envelopes or sleeves inside an archival box. It's important that both the envelopes or sleeves and the box fit the photo snugly to prevent images from sliding and scratching.

Keep prints in sleeves or envelopes made of archival-grade paper or clear plastic. Store same-sized prints together, stacking them carefully to avoid scratching. Place rare prints in individual sleeves. Store these envelopes vertically in same-sized archival boxes.

Color photos are especially prone to fading when exposed to light, but even images stored in the dark may develop "color shift" and a yellowish haze. Fortunately, by scanning and digitally restoring old prints, you can bring back much of the original color (see our [Amateur Photo Restoration video class for simple instructions](#)). Store old prints in archival paper or plastic sleeves inside photo storage boxes. Keep these in a cool, dry place. The cooler you keep your photos, the longer they will last, but don't refrigerate them or put them in the basement—humidity causes its own problems. A shelf in an interior closet in the living area of your home is best, and check the collection regularly for pests.

3. Make homes for heirlooms.

"Artifacts" doesn't describe only objects excavated on an archeological dig. Curators and collectors use the term for the many manmade objects that acquire historical or artistic significance. For the family historian, artifacts may assume emotional and sentimental value, as well. Your great-grandfather's pocket watch and your aunt's Depression-era quilt are examples of the kind of artifacts you might find in your family archive.

Preserving inherited artifacts isn't necessarily complicated, especially if the object is on display or used in your home. Some items need a bit of extra TLC, but most will likely be just fine with the same care and attention you give everything else in your home. If you'll be storing the artifacts, take the standard precautions against extreme temperatures, humidity and pests.

- No matter what type of artifact you're handling, always wash your hands before touching it, and remove rings and bracelets to avoid nicking or snagging the item. Here's how to store various artifacts:
- **Art:** Museums recommend rotating displays of valuable pieces—six months on display, six months resting in storage—to prevent overexposure to light, dust and other environmental elements.
- **China and collectibles:** Don't wrap china in newspaper or acidic newsprint paper for long-term storage; this can cause discoloration. Use acid-free, lignin-free tissue instead. Keep breakables in sturdy, crush-resistant archival boxes.
- **Furniture:** Spray furniture polish is convenient, but it's a poor choice in caring for wood. Use a clean, slightly damp cloth instead, and try to keep pieces out of direct sunlight.
- **Musical instruments:** Use a soft cloth to remove dust. Regularly playing an instrument is the best way to monitor its function and repair needs. Without proper maintenance, that violin or brass horn can easily lose its function to make music and become simply another interesting artifact.
- **Quilts and samplers:** Roll large fabric items, such as quilts, around an archival tube to avoid creases. Cushion and protect the surface with archival tissue. Use a piece of clean washed muslin longer than the roll to form a protective outer layer: Roll the muslin around the item one and a half times, then tuck the ends into the ends of the tube. Gently tie cotton twill tape or muslin strips around the roll to secure.
- **Clothing:** If it's in good condition, launder clothing such as wedding dresses, uniforms and christening gowns after use and hang to store (consult a professional cleaner for antique or intricate items). To support the garment, wrap wooden hangers in polyester quilt batting covered with a muslin sleeve. Stuff archival tissue in sleeves and legs for additional support, and place the entire garment in a muslin garment bag of the same size as the item of clothing. Don't use plastic or vinyl garment bags.
- **Military insignia and scouting memorabilia:** Store protected with unbleached muslin or acid-free tissue inside archival boxes. For display, don't use a wool backing—wool contains

sulfur that will eventually damage medals. Cotton is a better option. Keep the display away from direct sunlight.

Just as you can scan photos and documents, you can use your digital camera to photograph family heirlooms. The photos would be a terrific addition to an inventory of the heirlooms in your possession ([download an inventory form here](#)). You'll find advice for photographing your heirlooms in the [March 2011 Family Tree Magazine](#).

Family archives are a great resource for family historians and a wonderful legacy to pass on to future generations. The time you spend organizing and preserving your archive will help you—and your family—take full advantage of all of the genealogical information and memories those old letters, photos and keepsakes hold.

Denise Levenick blogs about organizing and preserving family archives at [The Family Curator](#).

Value Judgments

What kind of value do your items have? Value is commonly understood as something's merit, worth or importance with regard to money, history, culture, art or sentiment. The second half of the definition is often unstated, but it is essential in any evaluation of value.

Monetary value refers to the price an item would bring on the open market, or its fair market value. Scarcity and condition play a large part, as does the current popularity of the item as a collectible. An appraiser can assess an item's monetary value so you can have it insured (see the [American Society of Appraisers website](#) for a directory).

Monetary value often is different from intrinsic value. Your family may place an intrinsic value of \$500 on your grandmother's crystal candy dish—that is, you wouldn't consider selling it for anything less. But an appraiser may put the monetary value at \$80 because it's old but not rare, and that's what similar dishes sell for on [eBay](#). This also may be the insurance value of the candy dish and your tax deduction if you choose to donate it.

Historical and cultural value is determined by events, people and places associated with an item. It may or may not carry a corresponding monetary value. Your grandmother's diary, for example, may have little monetary value compared to its historical value as a window into the life of a WWI Army nurse.

Even so, museums seek out and purchase items for their collections, which helps establish the cash value for historical artifacts. The current black market in historical and cultural items has created an entire industry based on selling stolen and forged historical artifacts.

Artistic value may be high if a piece shows skill in painting, sculpture or other media, but not all "good" art acquires a high monetary value. In general, the artist, school or subject matter must already be famous. Sometimes nice paintings are just that—enjoyable paintings of no exceptional monetary or historical value.

Sentimental value is most familiar to the family historian. Many of us cherish "worthless" little trinkets for the memories they inspire. It isn't uncommon for families to haggle over who gets the cookie jar after Grandma's death. It's not the thing, it's the memories that go with it.

Tip: Having trouble letting go of papers from Grandma's house? Separate items in a box and see if other family members want anything. If no one else finds value in the papers, you may feel easier about tossing them.

Tip: If objectively sorting through the belongings of a recently deceased loved one is too difficult, it's fine to box up the items and put them in storage until you're up to the task. Find another person to help and support you through this emotional process.

More online

[Organize family photos](http://www.familytreemagazine.com/article/tackling-a-collection) <http://www.familytreemagazine.com/article/tackling-a-collection>

[Preserving family Bibles](http://www.familytreemagazine.com/article/september-2009-preserving-memories) <http://www.familytreemagazine.com/article/september-2009-preserving-memories>

[Genealogy filing systems](http://www.familytreemagazine.com/article/from-mess-to-success) <http://www.familytreemagazine.com/article/from-mess-to-success>

(From: <http://www.familytreemagazine.com/article/how-to-organize-your-family-archive>)

Odds and Ends from the 1940's

Items Reprinted from the Marshfield News Herald, Marshfield, Wisconsin

Skating is Resumed at Wildwood Park Sunday

Roller skating at Wildwood Park will be resumed Sunday afternoon and evening, according to announcement made this morning by "Red. Pa and Ma," Mr. And Mrs. W. H. McCumsey and son, Glenn, who returned to Marshfield yesterday from Warsaw, Ind. Skating will also be held several days next week, and on Sunday, May 19, the formal opening of the rink will take place.

(from the Marshfield News Herald, May 11, 1940, page 10, column 1.)

10,000 21'ers to take Oath

Citizenship Day Will be Observed in Many Wisconsin Counties

Clark, Wood Take Part

By George Tagatz

Madison—(AP) More than 10,000 Wisconsin Youths will turn their eyes upon the Stars and Stripes Sunday, and solemnly take oath of citizenship.

On this third Sunday of May, designated officially by the Legislature as citizenship day, young men and women who during the last year reached 21 years of age will pledge undying allegiance to the institutions and ideals that make American democracy.

Oath

And these will be the words they utter:

"I do solemnly swear that I will support the Constitution of the United States and the Constitution of the State of Wisconsin and the laws enacted pursuant thereto, and that I will faithfully discharge the duties and obligations of a citizen of the State of Wisconsin to the best of my ability, so help me God."

Certificates of electorship, tangible reminders that they assume grave obligations in qualifying for the benefits of citizenship, will be awarded to the young folk.

The ceremonies will be held in 14 counties. The fol-

lowing weekend five more county programs are planned, making a total of 19 of the State's 71 counties actively enlarging Wisconsin's pioneering venture to bring about greater "citizenship consciousness."

Claim Honor

For Wisconsin, despite claims originating in California and elsewhere, stoutly maintains that Prof. R. J. Colbert of the University of Wisconsin extension division began the movement now sweeping the country to mark with communal festivities the turning point between adolescence and voting age maturity.

The first community citizenship program held in Manitowoc last spring attracted wide attention. In response to inquiries from the other 47 states, five provinces of Canada, New Zealand, Australia, and London, England, the University's extension division has distributed information to nearly every corner of the world. Fourteen states have adopted the plan.

Congress recently recognized the national significance of the movement by designating the third Sunday in May as "I Am An American Day."

Students Take Part

Among groups of new voters will be about 1,000 University of Wisconsin students who will united with other new Dane County electors in a program in the school's football stadium at Camp Randall.

Training materials for the Wisconsin plan have been prepared under the direction of Professor Colbert. His assistants are Prof. Paul H. Sheats of the school of education, and Richard C. Wilson, State forum counselor of the United States office of Education.

The program works this way. A county committee names a man and woman in each governmental unit to serve as discussion leaders. A list of new voters is prepared and they are invited to participate. The new voters meet, set up their own organization, and carry on their own discussion program.

In other words, it is the new voters program, not one carried on by their elders. They may receive assistance from the discussions leaders, but in theory they are on their own.

Hold Convention

After the groups have met four or five times, a county-wide convention of 21'ers is held. A permanent organization then develops, a project such as a job placement survey of their country is adopted, and a nucleus for carrying on the program the following year is established.

The pattern for citizenship day programs falls into two parts—a parade and the formal ceremony. Community groups sponsor floats depicting some aspect of Americanism, bands and other musical units participate, Addresses by public officials, educational, religious, and social leaders of an inspirational kind provide the backdrop for the parade of new voters and their chanted oath of citizenship.

Counties in which programs are scheduled Sunday include Clark, Fond du Lac, Green, Walworth, Jefferson, Waukesha, Manitowoc, Washington, Iron, Forest, Grant, Ozaukee, Calumet, Lafayette, and Dane. Winnebago, Wood, Dodge, and Marinette counties will have their programs Sunday May 26. Sheboygan County will observe citizenship day Saturday, May 25.

(from the Marshfield News Herald, May 17, 1940, page 1, column 1 and page 6, column 8.)

Couple at Chili Will Celebrate Golden Wedding Anniversary

Chili

Two hundred guests have been invited to attend a reception at the home of Mr. and Mrs. Oscar L. Franke here tonight in observance of the golden wedding anniversary of the couple, who have lived in this vicinity for 38 years.

Mr. Franke was born in the Town of Centerville, Manitowoc County on Feb. 10, 1867, and moved to Calumet County with his parents in 1883. Mrs. Franke, nee Anna Gother, was born in the Town of Eaton, Manitowoc County, on April 19, 1867, and they were married there on May 18, 1890.

They purchased a farm near Chilton in 1894, and operated it until 1902, when they came to Clark County and settled on a farm in the town of Lynn, 1 1/2 miles from the Wood County line, on what is

now Highway 10. They retired from arming in 1923 and moved to Chili.

Mr. and Mrs. Franke have four children: Mrs. Otto (Clara) Gaulke, Mrs. Ed (Ida) Kleinschmidt, and Mrs. Ernest (Emma) Sanger, all of Chili; and John H. Franke, Unity. One daughter died in infancy.

(from the Marshfield News Herald, May 18, 1940, page 9, column 6.)

Colby Couple Wed 58 Years

Observe Anniversary on Saturday (By News-Herald Correspondent)

Colby

Mr. and Mrs. Joseph Hainzisperger quietly observed their 58th wedding anniversary here Saturday. Mr. Hainzisperger is 81 and Mrs. Hainzisperger is 83 years old. They were born in Bavaria, Germany, where they were married May 18, 1882.

Nine years later they emigrated to America and located at Leroy, Dodge County, where they lived several years before coming to this community. In 1899 they settled on a piece of wild land in the Town of Hull, and like all the early pioneers, experienced many hardships, but by hard labor they succeeded in making a splendid farm out of the virgin forest. They have lived in the city since 1920.

Mr. and Mrs. Hainzisperger are members of St. Mary's Church and are the parents of 10 children: Mrs. George Sterzinger and Mrs. John Aller, Colby; Mrs. Lawrence Noll, St. Lawrence; Mrs. William Krieger, Mrs. Joseph Beirsock, Mrs. Henry Koenig, and Mrs. Alvin Kern, Milwaukee; Otto Hainzisperger, Neillsville; John Hainzisperger, Unity, and Felix Hainzisperger on the home farm.

There are 40 grandchildren and 44 great-grandchildren.

(from the Marshfield News Herald, May 20, 1940, page 9, column 8.)

(More 1940's articles to be continued in next issue)

Clark County Wisconsin Homesteaders
Homesteading Act of May 20, 1862: Homestead Entry Original (12 Stat. 392)

(Continued from last issue of "Kith N Kin")

Names	Date	Doc #	Twp - Rng	Aliquots	Sec. #
CHAPMAN, DORITHY A	12/30/1876	1404	027N - 001E	NW $\frac{1}{4}$	10
CHAPMAN, JOSEPH F	6/1/1878	1581	027N - 001E	W $\frac{1}{2}$ NE $\frac{1}{4}$	10
CHRISTMAS, FRANK	11/10/1903	6539	023N - 002W	S $\frac{1}{2}$ SW $\frac{1}{4}$	6
CHRISTNAGEL, JACOB	12/15/1879	1891	027N - 001E	E $\frac{1}{2}$ NW $\frac{1}{4}$	22
CHURCHILL, OLIVER	12/30/1874	863	026N - 001E	N $\frac{1}{2}$ NE $\frac{1}{4}$	7
			026N - 001E	E $\frac{1}{2}$ NW $\frac{1}{4}$	7
CLARK, BETSEY, CLARK, ISRAEL S	11/5/1878	1813	029N - 003W	NW $\frac{1}{4}$	34
CLARK, CYRAL C	12/15/1879	1958	029N - 003W	S $\frac{1}{2}$ SE $\frac{1}{4}$	21
			029N - 003W	NW $\frac{1}{4}$ SE $\frac{1}{4}$	21
			029N - 003W	SE $\frac{1}{4}$ SW $\frac{1}{4}$	21
CLARK, JOHN B	9/10/1883	2906	028N - 004W	NE $\frac{1}{4}$	9
CLARK, SAMUEL	12/30/1876	1411	027N - 001W	E $\frac{1}{2}$ SE $\frac{1}{4}$	2
CLAUS, BERNHARD	5/15/1873	527	026N - 001W	E $\frac{1}{2}$ SE $\frac{1}{4}$	2
CLIXBY, CHARLES A	2/20/1883	2753	029N - 001W	W $\frac{1}{2}$ NW $\frac{1}{4}$	12
COATS, FRANCIS M	8/1/1883	2855	026N - 002W	SW $\frac{1}{4}$ NW $\frac{1}{4}$	30
			026N - 002W	W $\frac{1}{2}$ SW $\frac{1}{4}$	30
COLE, DAVID W	5/15/1877	1475	025N - 004W	S $\frac{1}{2}$ SE $\frac{1}{4}$	28
			025N - 004W	S $\frac{1}{2}$ SW $\frac{1}{4}$	28
COLE, GEORGE H	8/10/1886	5320	024N - 004W	N $\frac{1}{2}$ NE $\frac{1}{4}$	8
COLE, JAMES L	1/2/1897	5449	024N - 004W	S $\frac{1}{2}$ NW $\frac{1}{4}$	34
COLE, LUCIEN B	12/30/1874	933	026N - 001E	S $\frac{1}{2}$ SE $\frac{1}{4}$	15
			026N - 001E	W $\frac{1}{2}$ SW $\frac{1}{4}$	14
COLE, SETH C	4/10/1874	697	026N - 001E	SE $\frac{1}{4}$ NW $\frac{1}{4}$	15
			026N - 001E	S $\frac{1}{2}$ NE $\frac{1}{4}$	15
			026N - 001E	NE $\frac{1}{4}$ SE $\frac{1}{4}$	15
COLFIX, HENRY W	4/15/1875	2707	024N - 004W	S $\frac{1}{2}$ NE $\frac{1}{4}$	8
COLLIER, HIRAM	9/10/1883	2900	029N - 001W	SE $\frac{1}{4}$	2
COLLINS, AMBROSE	6/1/1878	1575	028N - 001E	NE $\frac{1}{4}$	12
CONDREY, JOHN R	6/24/1878	3824	023N - 001E	NE $\frac{1}{4}$	8
COOK, GEORGE F	8/10/1875	1083	028N - 001E	NE $\frac{1}{4}$	32
COOK, JUDGE GEORGE	3/7/1924	04640	024N - 004W	E $\frac{1}{2}$ SE $\frac{1}{4}$	4

Names	Date	Doc #	Twp - Rng	Aliquots	Sec. #
COOK, MORTON M	12/20/1875	3020	024N - 003W	W $\frac{1}{2}$ SE $\frac{1}{4}$	12
COOK, SIMEON	11/5/1878	1654	028N - 003W	W $\frac{1}{2}$ NW $\frac{1}{4}$	15
CORNWELL, MAXWELL	1/20/1880	4107	023N - 001E	NE $\frac{1}{4}$	34
COSPER, SILAS S	6/1/1878	1495	027N - 001E	NW $\frac{1}{4}$	14
COSTLEY, PHILANDER	8/10/1875	1082	029N - 001E	SW $\frac{1}{4}$	28
COSZELL, DAVID	6/27/1903	6343	026N - 004W	SE $\frac{1}{4}$ NW $\frac{1}{4}$	18
			026N - 004W	E $\frac{1}{2}$ SW $\frac{1}{4}$	18
			026N - 004W	NW $\frac{1}{4}$ SW $\frac{1}{4}$	18
COURTER, GEORGE W	9/20/1884	2502	029N - 004W	S $\frac{1}{2}$ SE $\frac{1}{4}$	35
COURTER, NELSON	4/30/1880	2000	029N - 004W	W $\frac{1}{2}$ NE $\frac{1}{4}$	25
			029N - 004W	SE $\frac{1}{4}$ NE $\frac{1}{4}$	25
CRACY, AMOS C	12/30/1874	917	027N - 001E	SE $\frac{1}{4}$	22
CROCKETT, BENJAMIN B	6/20/1882	4578	023N - 001W	SW $\frac{1}{4}$	18
CUMMINGS, ALBERT	8/15/1876	1330	028N - 001E	NE $\frac{1}{4}$	8
CUMMINGS, CHARLES E	9/10/1883	1803	028N - 001E	N $\frac{1}{2}$ SW $\frac{1}{4}$	4
CUMMINGS, DAVID H	10/15/1875	1153	028N - 001E	SE $\frac{1}{4}$	4
CUMMINGS, DAVID H	6/1/1878	1289	027N - 001W	NW $\frac{1}{4}$ SE $\frac{1}{4}$	2
			027N - 001W	NE $\frac{1}{4}$ SW $\frac{1}{4}$	2
			029N - 001E	E $\frac{1}{2}$ NE $\frac{1}{4}$	28
CUMMINGS, JAMES F	12/30/1874	903	027N - 001E	W $\frac{1}{2}$ SE $\frac{1}{4}$	20
			027N - 001E	SE $\frac{1}{4}$ SE $\frac{1}{4}$	20
			029N - 001E	NW $\frac{1}{4}$ NW $\frac{1}{4}$	34
CUMMINGS, JOHN	8/10/1886	3319	029N - 001W	S $\frac{1}{2}$ NE $\frac{1}{4}$	4
			029N - 001W	N $\frac{1}{2}$ SE $\frac{1}{4}$	4
CURTIS, LEWIS C	12/15/1874	2538	024N - 004W	N $\frac{1}{2}$ SE $\frac{1}{4}$	10
CUTTS, WILBUR F	1/15/1884	2943	027N - 001E	W $\frac{1}{2}$ NE $\frac{1}{4}$	12
DAILEY, JOHN M	7/2/1877	1494	028N - 001E	SW $\frac{1}{4}$	14
DAINES, DOUGLASS	5/25/1885	3242	028N - 004W	SW $\frac{1}{4}$ SW $\frac{1}{4}$	10
DANIELS, STEWART	5/20/1875	1047	026N - 003W	SW $\frac{1}{4}$ NE $\frac{1}{4}$	18
			026N - 003W	SE $\frac{1}{4}$ NW $\frac{1}{4}$	18
			026N - 003W	NW $\frac{1}{4}$ SE $\frac{1}{4}$	18
			026N - 003W	NE $\frac{1}{4}$ SW $\frac{1}{4}$	18
DARROW, EDGAR	8/23/1876	1348	028N - 001W	E $\frac{1}{2}$ NW $\frac{1}{4}$	12

(To be continued in next issue)

Libraries and Archives Canada adds more than 333,000 Files to its World War I Soldiers Database

From Dick Eastman's Online Genealogy Newsletter, September 26, 2016

(from <https://blog.eogn.com/2016/09/26/libraries-and-archives-canada-adds-more-than-333000-files-to-its-world-war-i-soldiers-database/>)

According to the Libraries and Archives Canada web site, "As of today, 333,687 of 640,000 files are available online in our Soldiers of the First World War: 1914–1918 database.

"The Digitization of the Canadian Expeditionary Force Service Files for more details on the digitization project. The digitization of the Canadian Expeditionary Force (CEF) service files is underway and a substantial number of digitized files have been added to our website as part of the Government of Canada First World War commemoration activities.

"We will add new files every two weeks, as the CEF digitization initiative is a priority for us. LAC will ensure that Canadians have access to the files throughout the digitization process, scheduled to be completed by the end of 2018.

"Every month, we publish a progress report on the blog [at <http://thediscoverblog.com/category/digitization-2/>]."

You can learn more at <https://goo.gl/OkW08t>.

Newspaper Collection

Library and Archives Canada collects print copies of select Canadian current daily newspapers, all Canadian ethnic newspapers, all Canadian aboriginal newspapers, and student newspapers received from Canadian University Press. The Newspaper Collection also contains international newspapers.

All print issues may be consulted onsite. We also have over 200,000 reels of Canadian newspapers on microfilm, some of which are available online.

To locate these newspapers in our collection

- search [AMICUS, the national catalogue](#) by newspaper title
- browse the [Geographical Microform List](#) by province or territory

For more information

- [Indexes to Canadian Newspapers](#) — for published indexes to key information (births, marriages, deaths)
- [Canada News Online](#) — links to Canadian news resources

(from <http://www.bac-lac.gc.ca/eng/discover/newspapers/newspaper-collection/Pages/newspapers-collection.aspx>)


MARSHFIELD AREA GENEALOGY GROUP

Phone: 715-897-1910
or 715-387-4044

Email:
schnitzl@charter.net

We're on the Web

<http://www.marshfieldgenealogy.com>

and look for us on 

ISSN# 1089-845X

Upcoming Meetings

November/December 2016 - No Meetings

January 26, 2017

"Using Pinterest to Help You With Your Family History Research." Many of us actively research online for hints and information to help us with our genealogy research. Also, many of us have used Pinterest to find good recipes, craft or decorating ideas. But have you ever considered using Pinterest for your genealogy research? Vickie Schnitzler will be sharing the how-to's to set up your account and what types of things you might find on Pinterest to help with your genealogy.

February 23, 2017

"The Church of Jesus Christ of Latter-Day Saints Family History Missionary." Elder and Sister Reed, missionaries here in Marshfield will talk about the church's mission related to Family History and their experiences.

Meetings of the Marshfield Area Genealogy Group are regularly held at 7:00 p.m. on the fourth Thursday of each month at the Everett Roehl Marshfield Public Library upstairs in the Felker Family Genealogy and Local History Room, except July (month of our family picnic) and November & December (no meetings) unless otherwise specified.